

# Use of a Mean Convolution Mass Filter to Reduce Mango Fruit Noisiness (MCMF)

Dr.B. Bhaskar Reddy<sup>1</sup>, P. Imran Khan<sup>2</sup>, Dr. B. Dhananjaya<sup>3</sup>

Professor<sup>1,3</sup>, Assistant Professor<sup>2</sup>

Department of Electronics and Communication Engineering  
Bheema Institute of Technology and Sciences, Adoni-518301.<sup>1,2,3</sup>

## To Cite this Article

Dr.B. Bhaskar Reddy<sup>1</sup>, P. Imran Khan<sup>2</sup>, Dr. B. Dhananjaya<sup>3</sup> Use of a Mean Convolution Mass Filter to Reduce Mango Fruit Noisiness(MCMF) " Journal of Science and Technology, Vol. 06, Issue 05, Sep-Oct 2021, pp.:132-137.

## Article Info

Received: 25-09-2021

Revised: 05-10-2021

Accepted: 15-10-2021

Published: 22-10-2021

**Abstract:** Communication is increasingly reliant on the transfer of visual information through digital pictures. The noise is the consequence of picture capture flaws that don't accurately represent the intensity of the real scene. Using this picture as a decision-making tool is a possibility. Use the appropriate algorithm to remove the noise to obtain a high-quality picture. Salt and pepper, Gaussian, and Poisson noise all degrade images, thus it is important to know what kind of noise is present in the picture before attempting to remove it. The "Mean Convolution Mass Filter (MCMF)" method was proposed in the publication. Digital images may be de-noised more effectively with this method compared to other current techniques.

**Keywords:** Data Mining, Image processing, MCMF, Noise Removal

## I. INTRODUCTION

A country's economy relies heavily on the production of fruits. Fruit yields may be increased if disease incidence can be predicted earlier. Digital images are widely used in a variety of industries, including traffic monitoring, improving geographic information systems, and recognising handwritten data. In the categorization of illnesses and their characteristics in fruits, digital photographs may also be employed. This software's precision, however, is largely dependent on the image's quality. During the collection of a picture, there may be a variety of sorts of noise. Image contrast will be reduced and undesired consequences such as damage to edge features, superfluous lines, and a lack of intuitive understanding may result.

The picture's quality may be improved by reducing the amount of noise in the image. Noise may degrade the picture quality in a variety of ways, including impulse noise, fractal noise, speckle noise, and gaussian noise, amongst others. Researchers have a difficult challenge when it comes to removing the noise from a picture without damaging the rest of the data. It is possible to decrease or eliminate noise using a variety of techniques, but the goal of a de-noising algorithm is to retain the image's edges and quality. As a result, the goal of this research is to reduce noise while keeping edge information by using PSNR values that are substantially larger.

## TYPES OF FILTERS

### A. Mean Filter

The principle behind mean filtering is to replace every pixel value in a picture with the mean (average) value of everything around it, including the image itself. Mean filtering removes pixel values that are not indicative of their surroundings. It is also known as a convolutional filter or a mean filter. In order to calculate the average, it is based on a kernel, which describes the size and shape of the area to be sampled.

### B. Median Filter

Image pixels are dependent on their immediate neighbours, who use the median filter to determine whether or not this pixel is indicative of its surrounds. Instead of using the average of the neighbouring pixels' values to replace the pixel value, this algorithm prefers to use the median value.

### C. Gaussian Filter

Usually, pictures are 'blurred' using the convolution operator while noise and detail are removed using the Gaussian smoothing operator. The mean filter's workings are identical here, but the kernel represents a Gaussian hump in the form of a bell. The nomenclature for the Gaussian distribution is as follows:

$$G(x) = \frac{1}{\sqrt{2\pi}\sigma} e^{-\frac{x^2}{2\sigma^2}}$$

#### D. Adaptive Filter

This filter works exclusively on images that have been distorted by noise. In this case, it is dependent on the size of the  $m \times n$  window. The mean and variance are the two statistical measurements used. Edges and high-frequency areas of the picture benefit from this filter, making it superior than other filters.

#### II. EXISTING METHODS

Cao, Wang, Han, G., Yao, J., and Cichocki, A. (2018) [1] The proposed PCA method for restoring hyper spectral images. They included anisotropic spatial-spectral to strengthen the robustness of this method. Afterwards, they merged the Expectation-Maximization method with a different direction to get an optimum output. An enhanced median trimmed filter was developed by Lalit Kumar, Jyoti, and Mithlesh (2018) [4]. Ninety percent of the noise was eliminated, and the PSNR value was higher than with any other filter. It was possible to eliminate the salt and pepper sounds by using the right filter. The same and distinct photographs of the same and other formats have been analysed with various levels of noise, ranging from 30% to 70%. Final calculations are made to estimate the efficiency with which salt and pepper noise from the original data has been eliminated. These metrics include the PSNR, MSE, and IEF.. In general, the higher the PSNR number, the better the picture is deemed to be, since PSNR and MSE are inversely related.

In an effort to reduce the disturbance in apples, Chithra, P. L. and Henila (2017) [3] used the middle channel to do so. It distinguishes between pixels with high force esteem and pixels with lower force esteem. The estimate of the focus pixel is made by selecting from a set of characteristics inside  $m \times n$  neighbouring reference pixels and then comparing the results. This method reestablishes the initial pixel value with the middle value after sorting all properties inside a window. In the presence of Gaussian and motion blur, Sharma, S., Sharma, S., and Mehra, R(2013)[2] proposed the "Modified Lucy Richardson method." Only Gaussian noise was eliminated, and the PSNR value was higher than with previous approaches, and the picture quality was improved.

#### III. PROPOSED METHODOLOGY

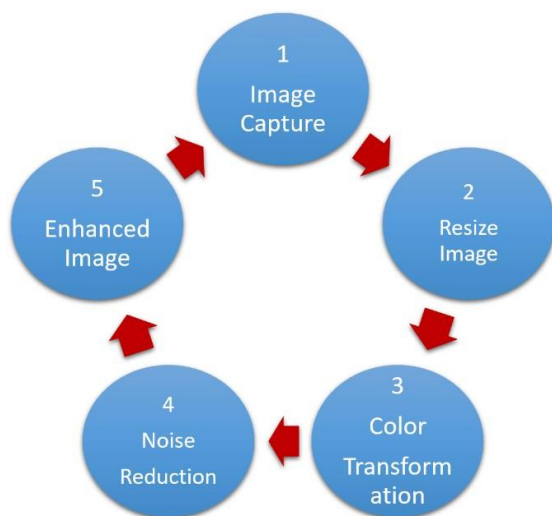


Image Capture, Size Conversion, Color Translation, Noise Removal, and Image Enhancement are all part of the suggested technique. It's all laid out in full in the accompanying diagram (Figure 1)

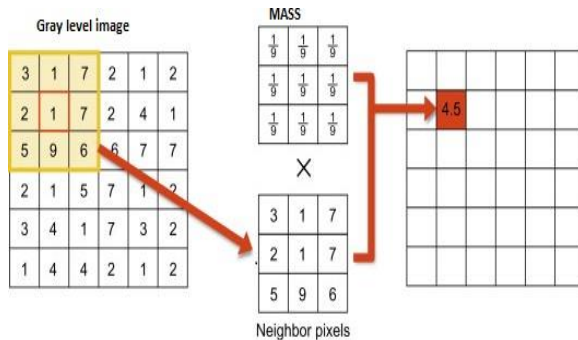
#### Figure1 Proposed Method

An RGB-shading camera with 10 mega pixels and  $3120 \times 4160$  pixels captures the mango fruit images as the input information. Images are scaled so that they may fit within an area of 256 pixels by 256 pixels. Now that the image has been enlarged, it must be converted to the HSV shading space.

Luma (Y) is the black portion of the image, and the suggested framework separates it from the rest. The bustle of salt and pepper has been included into the dimmer image. The Mean Convolution Mass Filter is used to remove the noise from this picture (MCMF). The suggested method's calculation is shown in figure 2.

Figure2ComputationofProposedfilter

This filter computes the mass of neighbouring pixels using a predetermined weight mask that is applied to all pixels in the



picture, regardless of their location in the image. The following formula is used to calculate the value of a pixel in image I at coordinates (a, b):

$$I_{new}(a, b) = \sum_{s=X} \sum_{t=Y} K(s, t) I(a+s, b+t) \quad [1]$$

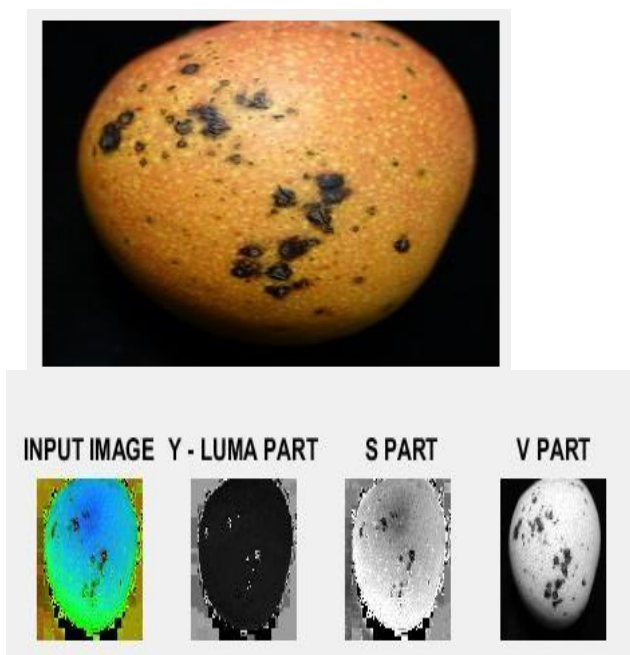
where  $I_{new}$  filtering results in a new picture. According to this generalisation, the mask K is symmetrical along both axes of a two-dimensional picture, and M and N are odd numbers, then  $X=(M-1)/2$ , and  $Y=(N-1)/2$ . Using a  $3 \times 3$  mask as a test, the suggested filter is computed in Figure 2. Due to the separate computation utilising predetermined mass and the only usage of nearby pixels for the calculation, this filter is very quick and effective at the expense of increased access to spatial memory.

#### IV. RESULTS AND DISCUSSIONS

Five photos are used to demonstrate the effectiveness of the suggested filter. Removes noise and improves picture quality by using the Mean Convolution Mass Filter (MCMF). Removes almost all of the noise in the picture. It retains the image's edge information and reduces processing time. PSNR (Peak Signal to Noise Ratio) and MSE (Mean Signal to Noise Ratio) are two metrics used to quantify picture quality (Mean Square Error). The metrics of our proposed MCMF are compared to those of the current filters in the table below. Figure 3 depicts the original picture used as an input.

**Figure 3 Original Input Image**

Figure 4 depicts the input image's colour conversion using the HSV model. Y-Luma is a grayscale picture in this model. Unlike the S and V parts, this is distinct. After then, this grey picture is put to use for further in-depth investigation.



**Figure 4. Color conversion using HSV**

Figure 5 depicts the final outcome of using MCMF to denoise the input picture. The suggested filter outperforms all other filters tested thus far.




Figure 5. Image De-noising using various filters

The PSNR Value is calculated by using the equation (2).

$$PSNR = 20 \log_{10} \frac{255}{RMSE} \quad [2]$$

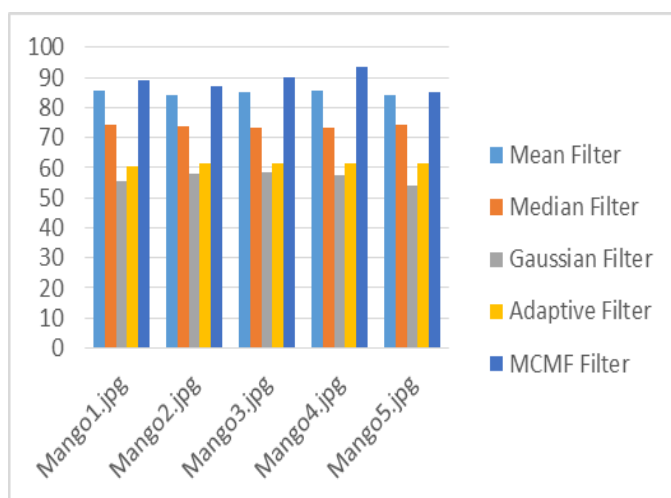
RMSE (Root Mean Square Error) is found with the square root of MSE.

$$MSE = \frac{1}{M * N} \sum_{j,k} (f(j,k) - g(j,k))^2$$

$$RMSE = \sqrt{MSE} [3]$$

**Table-1: Comparison of PSNR Values**

Image	Mean Filter	Median Filter	Gaussian Filter	Adaptive Filter	MCMF Filter
Mango1.jpg	85.637	74.123	55.715	60.523	<b>89.276</b>
Mango2.jpg	84.072	73.724	57.781	61.433	<b>87.124</b>
Mango3.jpg	85.228	73.524	58.423	61.453	<b>90.278</b>
Mango4.jpg	85.431	73.282	57.378	61.342	<b>93.682</b>
Mango5.jpg	84.128	74.421	54.043	61.532	<b>85.104</b>



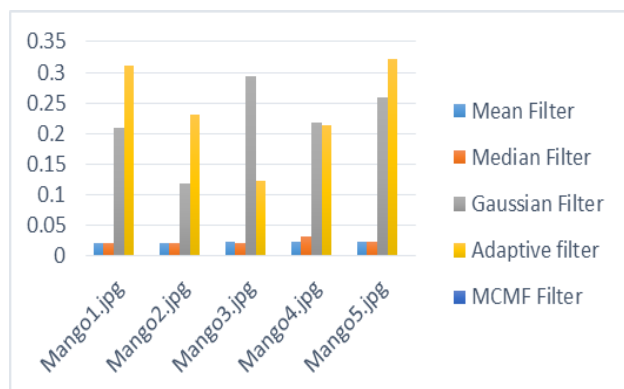
**Figure 6. Comparison of PSNR Values**

According to Table 1 and Figure 6, the suggested method's PSNR values are compared to those of the following filters: the Mean, Median, Gaussian, and Adaptive (MCMF). Mango1.jpg has a PSNR value of 89.276 and mango4.jpg has a PSNR value of 93.682, which is the highest among the other fruits studied.

A comparison of Mean, Median, Gaussian and Adaptive filter MSE values is shown in Table 2 and Figure 7. The proposed filter was found to have a lower error rate than any other approach currently in use.

**Table-2: Comparison of MSE Values**

Image	Mean Filter	Median Filter	Gaussian Filter	Adaptive Filter	MCMF Filter
Mango1.jpg	0.022	0.022	0.210	0.312	<b>0.0001</b>
Mango2.jpg	0.021	0.022	0.119	0.231	<b>0.0001</b>
Mango3.jpg	0.023	0.022	0.294	0.123	<b>0.0001</b>
Mango4.jpg	0.023	0.032	0.219	0.213	<b>0.0000</b>
Mango5.jpg	0.023	0.023	0.259	0.321	<b>0.0002</b>



**Figure7.ComparisonofMSEValues**

## VI.CONCLUSION

A novel filter called the "Mean Convolution Mass Filter" (MCMF) was suggested in this study and compared to an existing filter. Different filter types utilised in various studies are described and reviewed in this study. The suggested filter does not distort the picture and keeps the edge information. Results of this experiment reveal a high PSNR of 93% Mean, Gaussian, Median, and Adaptive Filters were shown to be less effective in improving mango photos than the suggested filter. When compared to the other filters, it has the lowest MSE value (0.0001) available. It demonstrates the superiority of image enrichment over other approaches already in use.

## REFERENCES

1. Cao, W., Wang, K., Han, G., Yao, J., & Cichocki, A. (2018). A robust PCA approach with noise structure learning and spatial-spectral low-rank modeling for hyperspectral image restoration. *IEEE Journal of Selected Topics in Applied Earth Observations and Remote Sensing*, 11(10).
2. Sharma, S., Sharma, S., & Mehra, R. (2013). Image restoration using modified Lucy Richardson algorithm in the presence of Gaussian and motion blur. *Advance in Electronic and Electric Engineering*, 3(8).
3. Chithra, P. L., & Henila, M. (2017). Defect identification in the fruit apple using K-Means Color Image Segmentation Algorithm. *International Journal of Advanced Research in Computer Science*, 8(8).
4. Lalit Kumar, Jyoti, Mithlesh. (2018). Noise removal technique from digital image using advance median filter algorithm. *International Journal of Advance Research, Ideas and Innovations in Technology*, 4(3).
5. Pawan Kumar Patidar, Lalit, Baldev Singh, Gaurav Bagaria (2014). Image Filtering using Linear and Non Linear Filter for Gaussian Noise. *International Journal of Computer Applications*, 93(8).
6. Azadeh Noori Hoshyar, Adel Al-Jumaily, Afsaneh Noori Hoshyar. (2014). Comparing the Performance of Various Filters on Skin Cancer Images. *International, Conf PRIDE 2013-2014, Procedia Computer Science*, 42.
7. Sandip Mehta. (2017). Hybrid Wiener Median Filter. *International Journal of Research and Analytical Reviews*, 4(4).
8. P Jain, G Kaur, (2011). Analysis the impact of filters in spatial domain on grayscale image. *International journal of computer applications*, 36(11).
9. Unay, D., & Gosselin, B. (2002). Apple defect detection and quality classification with MLP-Neural networks. In *Proceedings of the ProRISC Workshop on Circuits, Systems and Signal Processing*.
10. Vakilian, K.A., & Massah, J. (2016). An apple grading system according to European fruit quality standards using Gabor filter and artificial neural networks. *Scientific Study & Research. Chemistry & Chemical Engineering, Biotechnology, Food Industry*, 17(1).
11. Ronald, M., & Evans, M. (2016). Classification of selected apple fruit varieties using Naive Bayes. *Indian Journal of Computer Science and Engineering (IJCSE)*, 7(1).
12. Shan Gai, Boyu Zhang, Cihui Yang, Lei Yu (2018). Speckle noise reduction in medical ultrasound image using monogenic wavelet and Laplace mixture distribution. *Digital Signal Processing, Elsevier, Volume 72*.
13. M. Renukadevi, Thahirabanu. V (2015). Study of nail unit using image processing methods. *IEEE Explore ICCI*, DOI: 10.1109/ICCI.2015.7218087.
14. M. Renuka Devi, V. Kavitha (2016). Comparison of A Hybrid Filtering Technique for Denoising the Citrus Fruit Images. *International Journal of Applied Engineering Research*, 11(7).
15. Maheswari, M.S. (2018). Enhancement in Noise Removal Techniques by Using Hybrid Median Gauss Transform Method for Paddy Seeds. *International Journal of Computer Science & Information Security*.
16. Jihad Nader, Ziad A.A. Alqad, Bilal Zahran (2017). *International Journal of Computer Applications*, 174(8).
17. Sheikh Tania, Raghada Rowaida (2016). A Comparative Study of Various Image Filtering Techniques for Removing Various Noisy Pixels in Aerial Image. *International Journal of Signal Processing, Image Processing and Pattern Recognition*, 9(3).
18. Paras Jain Vipin Tyagi (2014). A survey of edge-preserving image denoising methods. *Information Systems Frontiers, Springer US*, 18(1).
19. Ajay Kumar Boyat, Brijendra Kumar Joshi (2015). A Review Paper: Noise Models in Digital Image Processing. *Signal & Image Processing: An International Journal (SIPIJ)*, 6(2).
20. Russ, J., Neal, F. (2016). *The Image Processing Handbook*. Boca Raton: CRC Press.